

MORNING CALL

01/10/2024

“Bank stocks are giving way to the midcap group”

- World stocks: US stocks fluctuated strongly
- Vietnamese stocks: Bank stocks are giving way to the midcap group
- Macro news
- Business news: [#VGT](#), [#DXG](#), [#NVL](#), [#GVR](#), [#TCM](#), [#BVS](#)
- Technical perspective and updated recommendations [#POW](#)
- Event calendar
- Q&A

Thao Nguyen

☎ (84-28) 6299 8004
✉ thao.np@shinhan.com

Nam Hoang

☎ (84-28) 6299 7603
✉ nam.h@shinhan.com

Following SSV's Zalo,
Catching the latest report



Please click or scan

Global Market Review 30/09 – 04/10/2024

Major stocks market

- US stocks finished mixed on Friday as investors analyzed fresh inflation data that may impact the Federal Reserve's upcoming decisions on interest rates. The S&P 500 lost 0.1%, and the Nasdaq slipped by 0.4%, pressured by a 2.1% drop in Nvidia shares, while the Dow Jones hit a fresh record with a 0.3% gain. The August PCE index, the Fed's preferred inflation measure, showed a mild 0.1% increase, signaling cooling price pressures.
- European stocks closed firmly higher on Friday, as evidence of slowing inflation in the Eurozone favored the credit outlook for the bloc's corporate sector. Also, companies with exposure to China continued to benefit from the country's stimulus announcements this week. The Eurozone's Stoxx 50 added 0.7% to close at 5,068, a 4% surge on the week, and the pan-European Stoxx 600 advanced 0.5% to close at a new record high of 528, a 2.7% jump on the week.
- The Nikkei 225 Index rallied 2.32% to close at 39,829 while the broader Topix Index gained 0.73% to 2,741 on Friday, reaching their highest levels in two months and taking cues from a strong lead on Wall Street overnight as upbeat corporate earnings and solid economic data in the US lifted market sentiment.
- Crude Oil decreased 3.35 USD/BBL or 4.67% since the beginning of 2024, according to trading on a contract for difference (CFD) that tracks the benchmark market for this commodity. Historically, Crude Oil reached an all time high of 147.27 in July of 2008.

Market	Close	%1D	%1M	%1Y
VN-Index	1,288	-0.23%	0.32%	11.59%
S&P 500 Index	5,762	0.42%	2.02%	34.38%
Dow Jones Index	42,330	0.04%	1.85%	26.33%
GP 100	8,237	-1.01%	-1.67%	8.27%
Nikkei 225	38,489	1.50%	-0.41%	20.82%
SHCOMP Index	3,336	8.06%	17.39%	7.27%
STOXX 600	523	-0.98%	-0.41%	16.14%
KOSPI Index	2,593	-2.13%	-3.03%	5.20%
Hang Seng	21,134	2.43%	17.48%	18.66%

Commodity	Close	%1D	%1M	%1Y
Brent	72	0.20%	-8.83%	-24.62%
WTI	68	0.18%	-7.15%	-24.78%
Gasoline	194	0.05%	-12.47%	-20.65%
Natural gas	3	-0.99%	36.06%	-1.19%
Coal	145	0.24%	-0.75%	-9.37%
Gold	2,637	0.08%	5.49%	44.24%
China HRC	3,675	10.89%	13.71%	-5.41%
Steel rebar	3,327	4.16%	6.77%	-8.17%
BDI index	2,084	-1.23%	14.88%	22.52%

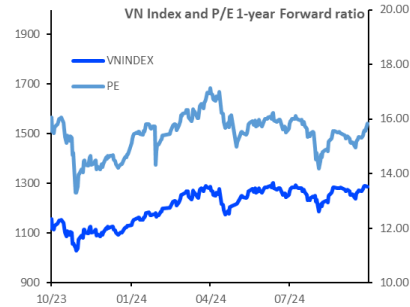
Currency	Close	%1D	%1M	%1Y
Dollar Index	101	0.02%	-0.88%	-5.06%
USD/VND	24,565	0.01%	1.30%	-0.85%
EUR/USD	1	-0.01%	0.56%	6.27%
USD/JPY	144	-0.26%	2.03%	4.07%
USD/CNY	7	-0.11%	1.40%	3.98%
USD/GBP	1	-0.01%	-1.72%	-9.63%
USD/KRW	1,315	-0.32%	1.80%	2.64%
USD/AUD	1	-0.03%	-1.80%	-7.98%
USD/CAD	1	-0.02%	-0.25%	1.09%

Source: Bloomberg, Shinhan Securities Vietnam

Vietnam Market Snapshot 30/09/2024

Market data

	Close	PE	Change	%1D	Trading volume (mn stocks)	Trading value (VND bn)
VNI INDEX	1,287.94	15.84	-2.98	-0.23	635	15,047
HNX INDEX	234.91	18.72	-0.80	-0.34	57	1,067



Money flow and sector rotation (VND bn)


Sector	%1D	9/30/2024	9/27/2024	20-session Average
Health Care		21.04	66	55
Insurance		9.85	23	21
Automobiles & Parts		8.87	141	130
Basic Resources		8.66	1,526	1,404
Industrial Goods & Services		7.04	685	640
Oil & Gas		0.87	178	176
Personal & Household Goods	-2.1	278	284	207
Financial Services	-9.0	1,899	2,087	1,732
Technology	-11.5	437	495	510
Food and Beverage	-15.1	840	990	914
Utilities	-15.7	149	176	191
Real Estate	-18.9	2,497	3,081	2,327
Construction & Materials	-19.1	536	663	519
Travel & Leisure	-25.4	93	125	113
Chemicals	-30.1	554	793	689
Banks	-35.1	4,539	6,988	3,322
Retail	-45.9	584	1,078	586
Media	-58.1	4	10	7

Source: Bloomberg. Shinhan Securities Vietnam

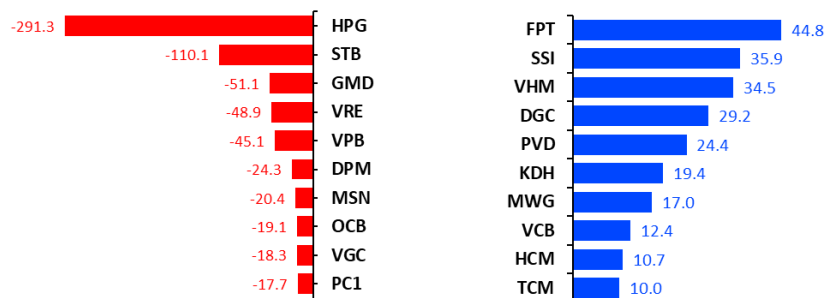


Vietnam Market Snapshot 30/09/2024

Top net buying & selling of proprietary trading (VND billion)



Top net buying & selling foreign investors (VND billion)



The net trading value of proprietary trading and investors by sector (VND billion)

Sub-sector	Proprietary trading (VND bn)	Foreign (VND bn)	Local Individual (VND bn)	Local Institutions (VND bn)
Real Estate	18	(1)	6	(5)
Basic Resources	6	(324)	251	72
Media	-	(2)	2	0
Industrial Goods & Services	18	(55)	24	31
Health care	-	5	(4)	(1)
Chemicals	(5)	10	(9)	(1)
Financial Services	(32)	51	(39)	(12)
Travel & Leisure	(0)	(1)	(9)	11
Banks	(107)	(192)	322	(130)
Construction & Materials	3	(32)	49	(17)
Food and Beverage	4	(48)	32	15
Retail	32	14	(43)	29
Utilities	(1)	(14)	15	(1)
Personal & Household Goods	39	14	(66)	52
Technology	(6)	45	(65)	20
Automobiles & Parts	(1)	2	(4)	1
Insurance	(0)	(1)	2	(1)
Oil & Gas	(1)	22	(24)	2
Total	(33)	(506)	440	67

Source: Fiiipro. Shinhan Securities Vietnam



Macro

- Preliminary statistics released by the General Department of Customs on September 26th show that Vietnam's total import-export turnover in the first half of September 2024 (from September 1st to 15th) reached 28.55 billion USD, down 24.9% (equivalent to a decrease of 9.47 billion USD) compared to the results in the second half of August 2024. Of this, the total import-export turnover of enterprises with foreign direct investment (FDI) reached 366.69 billion USD, up 14.4% (equivalent to an increase of 46.17 billion USD). Specifically, in terms of exports, Vietnam's total export turnover in the first half of September 2024 reached 14 billion USD, down 32.5% (equivalent to a decrease of 6.73 billion USD in absolute terms) compared to the second half of August 2024.
- Groundbreaking Ceremony for a 6,500 Billion VND Stationery Factory in Hai Duong
The Deli Hai Duong stationery manufacturing project occupies over 21 hectares of land, with a total investment of nearly 6,500 billion VND (equivalent to 270 million USD). The project is set to operate until January 1st, 2073. The factory is expected to produce over 104 million stationery products, paper and plastic household items annually; over 2.4 million personal computers, photocopiers, document shredders, etc.; and 22.5 million rubber balls, rubber mats, etc.
- The government has just drafted a submission to the National Assembly regarding a feasibility study report for the high-speed railway project on the North-South axis. Accordingly, the North-South high-speed railway line will be approximately 1,545km long, running from Ngọc Hồi station (Hanoi) to Thủ Thiêm station (Ho Chi Minh City), double-tracked, with a standard gauge of 1,435mm, and a maximum speed of 350km/h. According to the proposal, the ticket price for the North-South high-speed railway is expected to be around 75% of the regular airline ticket price, and will be divided into three levels; suitable for people's ability to pay to encourage people to access the high-speed railway service



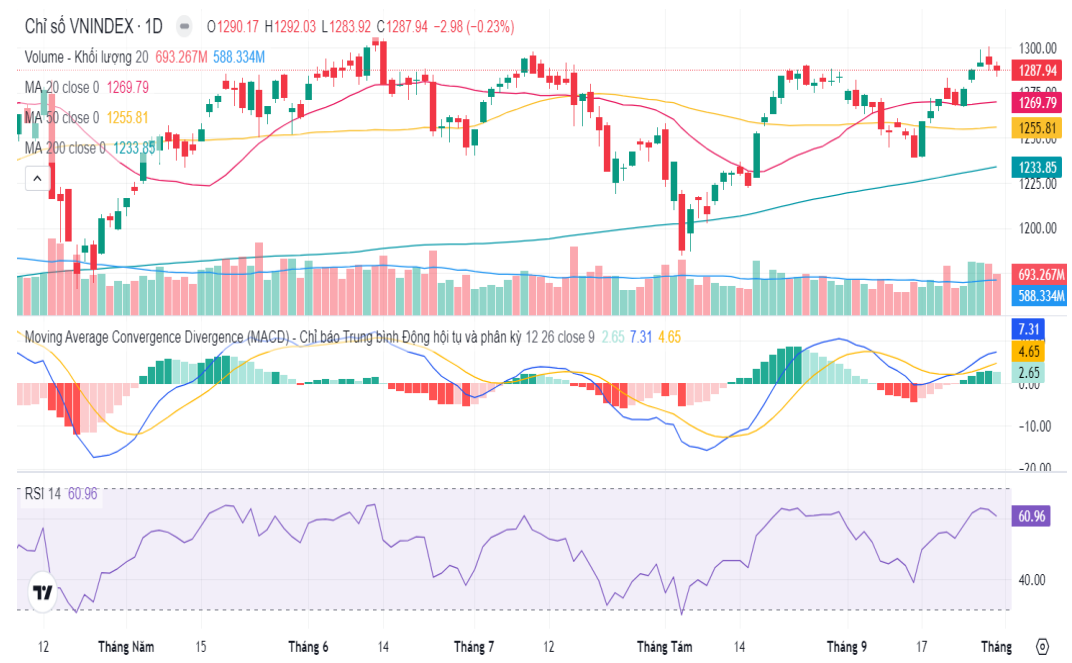
Business news

- **VGT:** In the preliminary report on the 9-month business results of 2024, Vinatex estimates a consolidated revenue of 13,036 billion VND, an increase of nearly 1% compared to the same period last year, and a pre-tax profit of 490 billion VND, an increase of over 70%. With these results, the Group estimates that it has achieved nearly 73% of its revenue target and over 89% of its annual profit target. According to Vinatex Chairman Le Tien Truong, in 2024, the market context remains full of difficulties, challenges, and instability. The only difference of 2024 compared to 2023 is that the market has become more favorable after each quarter
- **DXG:** On September 25th, two funds affiliated with Dragon Capital, namely KB Vietnam Focus Balanced Fund and Samsung Vietnam Securities Master Investment Trust (Equity), reported the purchase of 150,000 shares and 100,000 shares of DXG, respectively. In total, the two Dragon Capital members acquired 250,000 shares of DXG, increasing the group's total ownership from nearly 79.1 million shares (10.97% stake) to over 79.3 million shares (11% stake). Regarding business performance, in the first six months of 2024, DXG recorded nearly 2.2 trillion VND in net revenue, double the same period last year, and a net profit of over 64 billion VND, up 5%, primarily due to efforts in handing over products from projects to customers.
- **NVL:** Novaland has just released its audited semi-annual financial report for 2024, revealing a record high consolidated net loss of VND 7,327 billion in the first six months of 2024. This is in stark contrast to the reported profit of VND 345 billion in the unaudited report, leading to a significant deterioration in financial indicators. Additionally, the auditing firm has expressed doubts about Novaland's ability to continue as a going concern, citing concerns that the group may not be able to achieve certain planned objectives, recover the value of assets, or meet its liabilities under normal operating conditions

Technical view

Trend: Financial group accelerated

- The VN-Index closed at 1,287.94, down 2.98 points (-0.23%) with reduced liquidity but still above the 20-day moving average. The market saw 153 gainers and 241 decliners. Stocks contributing to the market's gains included VPB, HPG, and MSB, while VCB, VHM, and BID contributed to the decline. Foreign investors net sold over 505 billion dong
- **Technical view:** "The VN-Index continued to consolidate within a narrow range, following multiple unsuccessful attempts to surpass the 1,300-point mark. Today's market movement was characterized by a consistent decline throughout the session and decreasing trading volume, indicating a weakening of selling pressure. The banking sector showed signs of stagnation, providing an opportunity for mid-cap sectors such as steel and securities to attract capital. The VN-Index is likely to experience fluctuations around the 1,280-point gap before a sufficiently strong driving force propels the market beyond 1,300 points. If the index fails to break through this previous peak again, it will likely retest the 1,240-1,250 point range
- **Strategy:** Investors should observe at this price range and increase their holdings if VN-Index successfully surpasses 1,300 points with improved liquidity.



Scenarios:

- Positive: The market is expected to break through 1,300
- Base: The market is expected to trade in 1,250-1,300 area
- Negative: The market breaks the support zone to the 1,220

Recommended stocks

01/10/2024 9:00 AM

Unit: VND thousand

	Recommendation	Buying price (+/- 1%)	Target	Cut loss	Upside	Downside	Current price	Signals	Note
POW	Buy	13	15	12.4	15%	-5%	13.1	Return to the uptrend	

Ticker	Recommendation	Buying price	Target	Cut loss	Upside	Downside	Current price	T+	Profit/Loss	Date	Note
NLG	Hold	40.9	44.6	39.6	9%	-3%	41.55	13	1.59%	12/9/2024	
PHR	Hold	57.9	63.9	56.2	10%	-3%	60	11	3.63%	16/9/2024	
KBC	Hold	27.7	32	26	16%	-6%	28.2	2	1.81%	27/9/2024	

Note: All opinions and estimates regarding the company and its securities are accurate representations of the covering analyst's judgments as of this date and may differ from actual results. This report is intended to provide information to assist investment decisions only and should not be used or considered an offer or the solicitation of an offer to sell or to buy any securities. Stock selection and final investment decisions should be made at the client's own discretion. Please see the "Compliance notice and Disclaimer" section at the end of this report for more details.

Economic calendar

October 2024

SUNDAY	MONDAY	TUESDAY	WEDNESDAY	THURSDAY	FRIDAY	SATURDAY
29	30	1 Fed Chair Powell Speech US ISM Manufacturing PMI SEP	2	3 US ISM Services PMI SEP	4 US Non Farm Payrolls SEP US Unemployment Rate SEP	5
6	7	8	9	10 Inflation Rate MoM SEP FOMC Minutes	11 Unemployment Rate (US) US PPI MoM SEP	12
13	14	15	16	17 US Retail Sales MoM SEP Expiration date of future contract VN30F2410	18 Japan inflation rate YoY	19
20	21 Announcement of Diamond index stock portfolio	22	23	24	25 US Durable Goods Orders MoM SEP	26
27	28	29 Vietnam macroeconomic data in October	30 US GDP Growth Rate QoQ Adv Q3	31 US Personal Income MoM SEP	1	2



Shinhan
Securities



Q&A

Shinhan Investment Network

SEOUL

Shinhan Securities Co., Ltd
Shinhan Investment Tower
70, Youido-dong, Yongsongpo-gu,
Seoul, Korea 150-712
Tel : (82-2) 3772-2700, 2702
Fax : (82-2) 6671-7573

NEW YORK

Shinhan Investment America Inc.
1325 Avenue of the Americas Suite 702,
New York, NY 10019
Tel : (1-212) 397-4000
Fax : (1-212) 397-0032

HONG KONG

Shinhan Investment Asia Ltd.
Unit 7705 A, Level 77
International Commerce Centre
1 Austin Road West
Kowloon, Hong Kong
Tel : (852) 3713-5333
Fax : (852) 3713-5300

INDONESIA

PT Shinhan Sekuritas Indonesia
30th Floor, IFC 2, Jl. Jend. Sudirman Kav.
22-23, Jakarta, Indonesia
Tel : (62-21) 5140-1133
Fax : (62-21) 5140-1599

SHANGHAI

Shinhan Investment Corp.
Shanghai Representative Office
Room 104, Huaneng Union Mansion No.958,
Luijiazui Ring Road, PuDong, Shanghai, China
Tel : (86-21) 6888-9135/6
Fax : (86-21) 6888-9139

HCM

Shinhan Securities Vietnam Co., Ltd.
18th Floor, The Mett Tower, 15 Tran Bach Dang, Thu Thiem Ward,
Thu Duc City, Ho Chi Minh City, Vietnam.
Tel : (84-8) 6299-8000
Fax : (84-8) 6299-4232

HA NOI

Shinhan Securities Vietnam Co., Ltd.
Hanoi Branch
2nd Floor, Leadvisors Building, No. 41A Ly Thai To,
Ly Thai To Ward, Hoan Kiem District,
Hanoi, Vietnam.
Tel : (84-8) 6299-8000



Compliance Notice

- Analyst Certification: We/I hereby certify the information and material presented in this report are accurate expressions of their views, and that we/I have not received internally or externally wrongful pressure to express such views.
- All opinions and estimates regarding the company and its securities are accurate representations of the covering analyst's judgments as of this date and may differ from actual results.
- This report is intended to provide information to assist investment decisions only and should not be used or considered an offer or the solicitation of an offer to sell or to buy any securities. Stock selection and final investment decisions should be made at the client's own discretion.
- This report is distributed to our clients only, and any unauthorized use, duplication, or redistribution of this report is strictly prohibited.

Disclaimers

- This research report and marketing materials for Vietnamese securities are originally prepared and issued by the Research Center of Shinhan Securities Vietnam Ltd., an organization licensed with the State Securities Commission of Vietnam. The analyst(s) who participated in preparing and issuing this research report and marketing materials is/are licensed and regulated by the State Securities Commission of Vietnam in Vietnam only. This report and marketing materials are copyrighted and may not be copied, redistributed, forwarded or altered in any way without the consent of Shinhan Securities Vietnam Ltd.
- This research report and marketing materials are for information purposes only. They are not and should not be construed as an offer or solicitation of an offer to purchase or sell any securities or other financial instruments or to participate in any trading strategy. This research report and marketing materials do not provide individually tailored investment advice. This research report and marketing materials do not take into account individual investor circumstances, objectives or needs, and are not intended as recommendations of particular securities, financial instruments or strategies to any particular investor. The securities and other financial instruments discussed in this research report and marketing materials may not be suitable for all investors. The recipient of this research report and marketing materials must make their own independent decisions regarding any securities or financial instruments mentioned herein and investors should seek the advice of a financial adviser. Shinhan Securities Vietnam Ltd. does not undertake that investors will obtain any profits, nor will it share with investors any investment profits. Shinhan Securities Vietnam Ltd., its affiliates, or their affiliates and directors, officers, employees or agents of each of them disclaim any and all responsibility or liability whatsoever for any loss (director consequential) or damage arising out of the use of all or any part of this report or its contents or otherwise arising in connection therewith. Information and opinions contained herein are subject to change without notice and may differ or be contrary to opinions expressed by other business areas or Shinhan Securities Vietnam Ltd. The final investment decision is based on the client's judgment, and this research report and marketing materials cannot be used as evidence in any legal dispute related to investment decisions.
- Copyright © 2020 Shinhan Securities Vietnam Ltd. All rights reserved. No part of this report may be reproduced or distributed in any manner without permission of Shinhan Securities Vietnam Ltd.