

# Exploring Vietnam

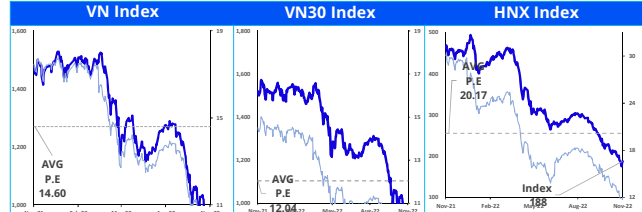
## Market Insight

Daily report

Market Summary:

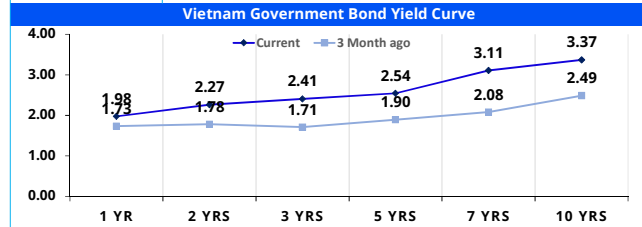
**"Continued rebound"**

- ▶ The stock market rallied and continued to recover today. Most of the industry groups traded in the green.
- ▶ At the end of the session, the VN-Index gained 26.36 points (+2.80%), reaching 969.26 points; HNX-Index also increased by 4.41 points (+2.40%), reaching 187.86 points. Market liquidity reached VND 11.4 trillion, equivalent to about 724 million shares traded. Foreign investors net bought VND 1,501 billion, focusing on STB, VIC.
- ▶ VIC (+6.95%), VHM (+6.79%), MSN (+6.71%) were the three tickers that contributed the most to the green vibe of the market. In contrast, NVL (-6.96%), EIB (-6.92%), PDR (-6.86%) were the three pulling down the market.
- ▶ Most sectors gained in today's session. Basic materials, Real Estate, Technology are the three fastest growing HPG, VIC, FPT.
- ▶ From a technical perspective: The market continued the rebound in today's session, most of the sectors traded in the green. It seems that yesterday's reversal point (November 16) with bullish engulfing candlestick pattern has been confirmed. Order matching remained above the 20-session average, showing a good money flow. The optimistic signal from Steel group along with the rise of Vingroup created momentum for the market and boosted the index's rally. However, the excitement should still be limited when the index is entering the resistance area near 1000 points, corresponding to the 20-day MA, and also the psychological level that has been penetrated recently.



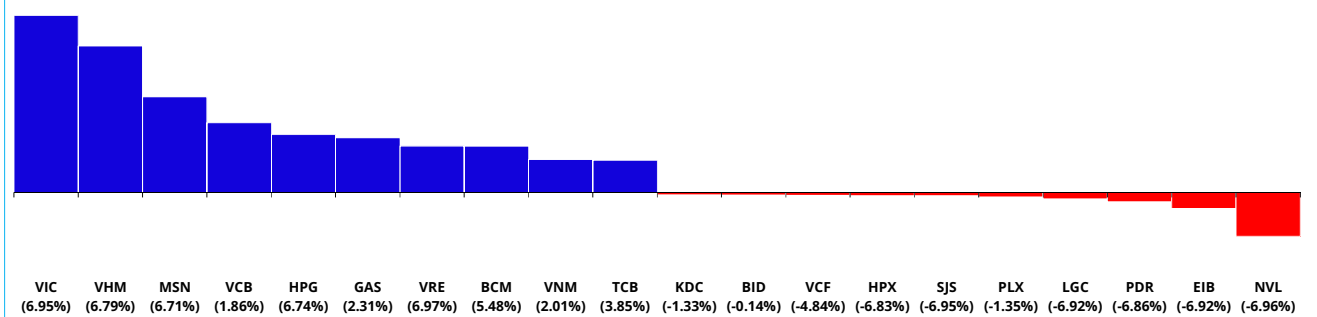
Index	Price	%1D	%1M	%1Yr.	PER	PBR	Mkt Cap
VN-Index	969	2.8	-7.8	-34.3	10.1	1.6	3,763,888
VN30 Index	971	3.3	-7.3	-36.1	8.3	1.5	2,743,655
VN Midcap	968	2.4	-21.6	-53.7	7.2	0.8	194,344
VN Smallcap	968	2.4	-21.6	-53.7	7.2	0.8	194,344
HNX Index	188	2.4	-17.0	-59.4	12.0	1.1	213,128
UpCom	67	1.9	-16.8	-40.7	10.6	1.2	889,859

Sector	%1D	%1M	%YTD	%1 YR.	PER	PBR	Mkt Cap
Banks	1.7	2.1	-27.5	0.8	9.4	1.6	1,303,018
Real Estate	4.7	-13.8	-42.4	-39.2	13.9	1.7	829,515
Technology	2.3	-6.4	-15.5	-19.0	17.8	3.3	88,374
Health Care	1.3	-3.9	-24.3	-21.0	14.4	2.0	28,768
Financials	3.6	-19.1	-51.7	-50.6	7.7	1.3	126,809
Consumer Goods	2.8	0.2	-20.1	-18.1	16.7	2.8	563,215
Utilities	2.4	1.3	4.9	-5.8	20.1	2.6	308,649
Industrials	1.5	-20.5	-41.2	-40.8	11.6	1.1	172,078
Basic Materials	5.0	-27.4	-56.8	-59.8	4.2	1.0	231,193
Consumer Services	2.0	-20.4	-36.0	-36.8	n.a	3.0	169,524
Oil & Gas	-0.7	-25.0	-50.2	-56.4	14.2	1.6	40,317



Term	Price	%1D	%1W	%1M	%3M	%YTD	%1Yr.
Dollar index	106	0.0	-1.8	-5.2	-0.3	11.0	10.9
USD/JPY	139	-0.1	-1.2	-6.5	3.2	21.1	22.2
USD/CNY	7	0.4	-0.9	-1.0	5.1	12.1	11.7
KRW/USD	1,339	1.0	-2.8	-6.7	2.2	12.6	13.2
EUR/USD	1	0.0	-1.8	-5.3	-2.0	9.4	8.9
USD/VND	24,810	0.1	-0.2	2.0	6.1	8.7	9.5
WTI	85	-0.3	-1.3	-0.2	-3.2	13.4	8.9
Gasoline	250	-0.4	-2.7	-3.7	-14.9	12.1	9.6
Natural gas	6	2.8	2.1	6.2	-31.1	70.9	32.3
Coal	333	-2.5	2.4	-15.3	-17.9	96.1	121.1
Gold	1,768	-0.3	0.7	7.2	0.4	-3.3	-5.3
China HRC	3,858	-0.1	2.3	-1.9	-4.5	-18.8	-18.5

Contributors to VN Index



# Stock Feeds

## Companies News

**1) VIC – Real Estate:** VinFast will IPO in the US in January 2023 at the earliest, which can raise 1 billion USD. VinFast is negotiating with investors as well as considering factors such as the market situation to determine a specific IPO time. Previously, in April 2022, VinFast applied for an IPO in the US.

**2) PLX – Petroleum:** Petrolimex lowered its 2022 profit target to 1/10 of the original plan. The Group plans to submit to the General Meeting of Shareholders to approve the adjustment of the business plan in 2022, specifically increasing the consolidated revenue to VND 240 trillion, up 29% compared to the plan; reduced pre-tax profit to VND 300 billion, 90% lower than the plan. The targets of production and sales, budget payment, development investment, and dividends are not adjusted.

**3) MBB – Banking:** MB's corporate bond portfolio increased by 16% compared to the beginning of the year, more than 2,700 billion bad debts were handled in the third quarter. Specifically, MB's bad debt improved with the bad debt ratio decreasing to 1.04% at the end of the third quarter because the bank strongly wrote off about VND 2,760 billion of bad debt right in the third quarter, double the figure of 1,100 billion in 6 months.

**4) DGC – Industry:** The Board of Directors of Duc Giang Chemicals Group JSC has approved a resolution to close the list of shareholders to pay the 2022 cash dividend at the rate of 30%. After this payment, the Company is considered to have completed the set dividend plan. With the outstanding number of nearly 380 million shares, the amount of money spent on this dividend is about VND 1,140 billion. In which, Mr. Dao Huu Huyen - the largest shareholder of DGC with 68.8 million shares holding (18.11 % of charter capital), will receive about VND 206 billion in cash from the dividend.

## Stock of the day

### ▶ TNG Investment and Trading JSC - TNG

**TNG – Garment:** TNG Investment and Trading JSC said that accumulated in the first 10 months of 2022, TNG achieved nearly VND 5,829 billion in net revenue and VND 256 billion in net profit, up 28% and 31% respectively over the same period. EPS decreased slightly from VND 2,461 to VND 2,439.

TNG's October 2022 financial report shows that October's net revenue reached more than VND 569 billion, up 23% over the same period last year. COGS increased approximately to net revenue, so gross profit margin increased slightly from 14.6% to 15.4%. However, in October, interest expense increased sharply by 54%, so TNG's net profit only increased slightly by 7% over the same period, reaching nearly VND 26 billion.



# Cashflow Trend

Cash flow between industry groups (VNDbn)							
No	Sectors	% Liquidity Change AVG 1W		11/16/2022	11/17/2022	1W AVG	20 days Trend
1	Banks		18.7	3,007	3,138	2,645	
2	Real Estate		14.0	2,051	1,725	1,513	
3	Health Care	-4.6		25	17	18	
4	Financial Services	-7.9		1,361	949	1,030	
5	Food & Beverage	-12.3		995	673	768	
6	Travel & Leisure	-13.0		62	44	50	
7	Personal & Household Goods	-15.1		129	92	108	
8	Basic Resources	-16.1		677	696	830	
9	Automobiles & Parts	-16.6		117	77	92	
10	Industrial Goods & Services	-18.1		472	320	391	
11	Oil & Gas	-18.8		273	108	133	
12	Utilities	-21.2		228	155	197	
13	Technology	-21.5		233	125	159	
14	Chemicals	-22.7		1,161	402	520	
15	Retail	-28.5		671	248	346	
16	Construction & Materials	-35.0		602	231	355	
17	Insurance	-43.4		110	44	77	

Top 15 tickers in trading value 1 week									
Ticker	Company name	Sectors	Performance				Trading Stats		Trend
			Close price	%1D	% 1W	%YTD	%Turnover Change	Turnover (VND bn)	
EIB	Eximbank	Banks	18,150	-6.9	-30.1	-46.1	711.8	928.0	
VIC	VinGroup	Real Estate	64,600	7.0	21.9	-32.1	298.7	308.6	
DHC	Dong Hai Bentre	Basic Resources	32,800	5.6	-22.7	-63.1	6033.6	190.2	
SSI	SSI Securities Corp.	Financial Services	15,800	6.4	13.7	-67.5	30.1	364.2	
KDH	Khang Dien House	Real Estate	21,550	6.4	13.4	-53.5	117.8	127.2	
CTG	VietinBank	Banks	25,000	0.8	9.9	-26.3	20.8	294.4	
DXG	Dat xanh real estate	Real Estate	9,750	6.9	-8.0	-72.1	41.0	160.3	
VRE	Vincom Retail	Real Estate	28,400	7.0	14.5	-5.6	92.6	90.1	
MSN	Masan Group	Food & Beverage	97,000	6.7	19.8	-31.9	44.0	141.8	
VPG	Viet Phat Import Export Trading Investment	Basic Resources	15,100	5.2	-20.5	-71.5	319.9	54.6	
STB	Sacombank	Banks	17,200	6.5	13.5	-45.4	6.6	598.7	
VHM	Vinhomes	Real Estate	47,950	6.8	9.1	-41.5	20.9	201.7	
TPB	Tien Phong Bank	Banks	20,850	0.0	4.8	-49.2	43.0	109.7	
SJS	SUDICO	Real Estate	40,850	-6.9	-26.4	-50.2	859.1	30.3	
GAS	PetroVietnam Gas	Utilities	119,700	2.3	5.6	24.4	61.4	52.6	

Top 10 tickers in Trading volume 1 week									
Ticker	Company name	Sectors	Performance				Trading Stats		Trend
			Close price	%1D	% 1W	%YTD	%Volume Change	Volume (x1000)	
VIC	VinGroup	Real Estate	64,600	7.0	21.9	-32.1	16.9	64.60	
AGM	An Giang Import Export	Food & Beverage	11,300	2.3	13.2	-68.7	13.4	11.30	
ITD	Innovative Technology Development	Technology	11,950	6.7	10.1	-21.3	8.0	11.95	
SHI	SONHA Corp	Basic Resources	15,000	0.7	0.0	3.2	2.7	15.00	
HSL	Hong Ha Food	Food & Beverage	3,570	6.9	2.0	-59.5	3.2	3.57	
HCD	HCD Investment Producing	Chemicals	5,350	7.0	-3.4	-54.5	-1.3	5.35	
ABS	BinhThuan Agriculture Services	Retail	6,150	0.8	-16.9	-77.6	-9.7	6.15	
VPG	Viet Phat Import Export Trading Investment	Basic Resources	15,100	5.2	-20.5	-71.5	-12.9	15.10	
EIB	Eximbank	Banks	18,150	-6.9	-30.1	-46.1	-23.3	18.15	
DHC	Dong Hai Bentre	Basic Resources	32,800	5.6	-22.7	-63.1	-14.5	32.80	

Foreign Investor Trading Activities (VNDbn)	
<p><b>Top Sell Tickers</b></p> <ul style="list-style-type: none"> <li>(61.28) MBB</li> <li>(16.89) FUESSVFL</li> <li>(16.22) DGC</li> <li>(11.29) VNM</li> <li>(9.40) KBC</li> <li>(8.74) KDC</li> <li>(8.45) SAB</li> <li>(7.51) VHC</li> <li>(4.98) DXS</li> <li>(4.98) VCB</li> </ul>	<p><b>Top Buy Tickers</b></p> <ul style="list-style-type: none"> <li>300.93 STB</li> <li>203.35 VIC</li> <li>154.68 KDH</li> <li>128.38 CTG</li> <li>112.53 VHM</li> <li>107.84 SSI</li> <li>90.89 MSN</li> <li>85.61 HPG</li> <li>64.26 FUEVFNVD</li> <li>40.47 HDB</li> </ul>

## SEOUL

Shinhan Investment Corp.  
Shinhan Investment Tower  
23-2, Youido-dong, Yongdungpo-gu,  
Seoul, Korea 150-712  
Tel : (82-2) 3772-2700, 2702  
Fax : (82-2) 6671-7573

## NEW YORK

Shinhan Investment America Inc.  
1325 Avenue of the Americas Suite 702,  
New York, NY 10019  
Tel : (1-212) 397-4000  
Fax : (1-212) 397-0032

## HONG KONG

Shinhan Investment Asia Ltd.  
Unit 7705 A, Level 77  
International Commerce Centre  
1 Austin Road West  
Kowloon, Hong Kong  
Tel : (852) 3713-5333  
Fax : (852) 3713-5300

## INDONESIA

PT Shinhan Sekuritas Indonesia  
30th Floor, IFC 2, Jl. Jend. Sudirman Kav.  
22-23, Jakarta, Indonesia  
Tel : (62-21) 5140-1133  
Fax : (62-21) 5140-1599

## SHANGHAI

Shinhan Investment Corp.  
Shanghai Representative Office  
Room 104, Huaneng Union Mansion No.958,  
Luijiazui Ring Road, PuDong, Shanghai, China  
Tel : (86-21) 6888-9135/6  
Fax : (86-21) 6888-9139

## HO CHI MINH

Shinhan Securities Vietnam Co., Ltd.  
22nd Floor, Centec Tower, 72-74 Nguyen Thi Minh Khai Street,  
District 3, Ho Chi Minh City, Vietnam  
Tel : (84-8) 6299-8000  
Fax : (84-8) 6299-4232

## HA NOI

Shinhan Securities Vietnam Co., Ltd  
Hanoi Branch  
2nd Floor, Leadvisors Building, No. 41A Ly Thai To, Ly Thai To  
Ward, Hoan Kiem District, Hanoi, Vietnam  
Tel : (84-8) 6299-8000



### Compliance Notice

- Analyst Certification: We/I hereby certify the information and material presented in this report are accurate expressions of their views, and that we/I have not received internally or externally wrongful pressure to express such views.
- All opinions and estimates regarding the company and its securities are accurate representations of the covering analyst's judgments as of this date and may differ from actual results.
- This report is intended to provide information to assist investment decisions only and should not be used or considered an offer or the solicitation of an offer to sell or to buy any securities. Stock selection and final investment decisions should be made at the client's own discretion.

### Distribution

- United States: This report is distributed in the U.S. by Shinhan Investment America, Inc., a member of FINRA/SIPC, and is only intended for major U.S. institutional investors as defined in Rule 15a-6(a)(2) under the U.S. Securities Exchange Act of 1934. All U.S. persons that receive this document by their acceptance thereof represent and warrant that they are a major U.S. institutional investor and have not received this report under any express or implied understanding that they will direct commission income to Shinhan Investment Corp. or its affiliates. Pursuant to Rule 15a-6(a)(3), any U.S. recipient of this document wishing to affect a transaction in any securities discussed herein should contact and place orders with Shinhan Investment America, Inc., which accepts responsibility for the contents of this report in the U.S. The securities described in this report may not have been registered under the U.S. Securities Act of 1933, as amended, and, in such case, may not be offered or sold in the U.S. or to U.S. person absent registration or an applicable exemption from the registration requirement.
- All Other Jurisdictions: Customers in all other countries who wish to affect a transaction in any securities referenced in this report should contact Shinhan or its affiliates only if distribution to or use by such customer of this report would not violate applicable laws and regulations and not subject Shinhan and its