

Exploring Vietnam

Market Insight

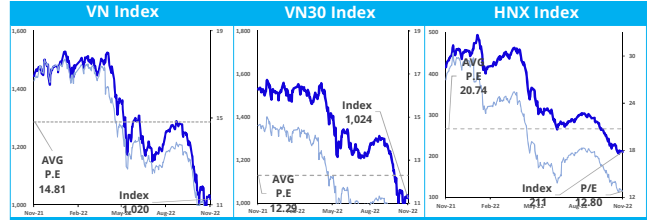


Daily report

Market Summary:

"Continuous sideways"

- ▶ The stock market continued to decline in Thursday's trading session. However, there was a divergence among sectors.
- ▶ At the end of the session, the VN-Index lost 3.38 points, equivalent to 0.33%, and closed at 1,019.81 points. Market liquidity reached VND 7,871 billion, equivalent to 442.9 million shares traded. Foreign investors net bought VND 251.7 billion, focusing mainly on VNM, VHM, and MSN.
- ▶ MSN (+5.43%), VNM (+2.17%), GAS (+1.27%) were the three tickers that contributed the most to the market's green color. On the contrary, NVL (-6.94%), BID (-2.08%), VCB (-0.82%) were the three tickers that lost the most points in the market.
- ▶ Consumer service sector was the biggest gainer in today's session with many gainers such as MSN, VNM.
- ▶ From a technical point of view, the VN-Index has struggled for about a week after hitting the bottom of 1,000 points. Market liquidity dropped after the announcement of the interest rate hike last night. The positive point still lay in the fact that the RSI continued to keep its uptrend and created divergences after the VN-Index bottomed and bounced back from the bottom. In addition, the MACD was still pointing up, signaling that the market might reverse.

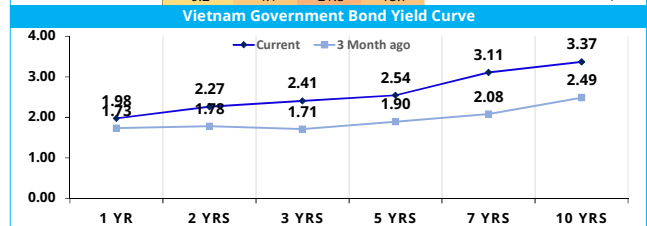


Vietnam Benchmark Index Performance & Multiples

Index	Price	%1D	%1M	%1Yr.	PER	PBR	Mkt Cap
VN-Index	1,020	-0.3	-6.1	-29.4	10.6	1.6	4,083,857
VN30 Index	1,024	-0.1	-7.1	-33.1	8.7	1.6	2,876,715
VN Midcap	1,137	-0.6	-11.7	-40.4	8.4	0.9	233,966
VN Smallcap	1,137	-0.6	-11.7	-40.4	8.4	0.9	233,966
HNX Index	211	-0.4	-11.5	-49.3	12.8	1.2	246,337
UpCom	76	-0.5	-8.6	-29.3	12.0	1.4	1,009,249

Vietnam Sector Performance

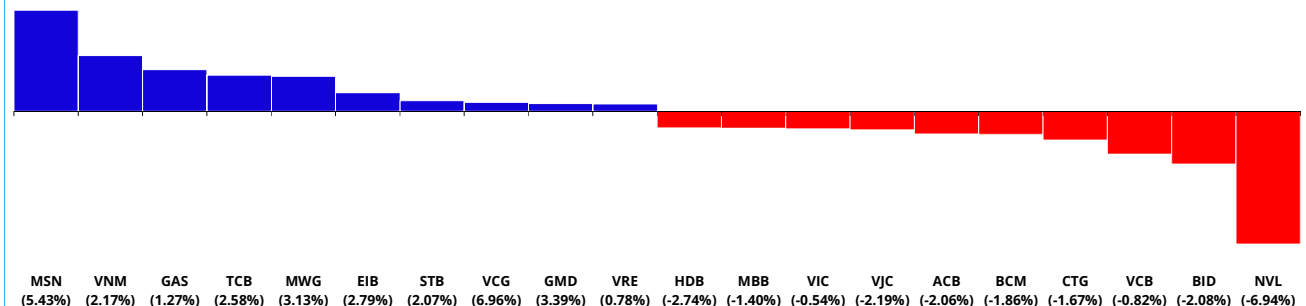
Sector	%1D	%1M	%YTD	%1 YR.	PER	PBR	Mkt Cap
Banks	-0.8	-0.2	-25.9	0.8	9.6	1.7	1,331,893
Financials	0.1	-11.3	-44.1	-35.0	8.9	1.5	146,501
Industrials	0.9	-7.8	-31.4	-21.4	13.5	1.3	201,007
Real Estate	-1.5	-12.0	-38.7	-33.6	14.8	1.8	882,820
Consumer Goods	1.4	-1.6	-18.8	-13.6	17.0	2.9	572,204
Utilities	0.4	0.1	1.5	-8.3	19.5	2.5	298,912
Consumer Services	0.4	-11.2	-28.1	-24.6	n.a	3.4	190,610
Technology	-0.1	-5.9	-11.2	-12.8	18.8	3.4	92,895
Basic Materials	-0.1	-16.1	-49.7	-53.6	4.9	1.2	269,184
Oil & Gas	-0.1	-8.9	-42.2	-40.9	16.5	1.9	46,809
Health Care	-0.2	-4.1	-21.5	-15.7	15.0	2.0	29,839



Key Currencies & Commodities

Term	Price	%1D	%1W	%1M	%3M	%YTD	%1Yr.
Dollar index	112	1.0	1.7	0.6	5.6	17.5	19.8
USD/JPY	148	0.1	1.2	2.4	10.6	28.6	29.8
USD/CNY	7	0.4	1.2	2.8	8.3	15.1	14.2
KRW/USD	1,424	0.4	0.4	-0.5	8.7	19.8	20.5
EUR/USD	1	0.5	2.0	0.6	4.0	16.4	18.8
USD/VND	24,838	0.0	0.0	4.0	6.2	8.8	9.2
WTI	89	-1.2	-0.2	6.3	-2.0	18.2	9.9
Gasoline	270	0.0	-10.4	7.3	-7.4	21.0	15.3
Natural gas	6	-2.9	17.4	-5.9	-26.4	63.2	7.3
Coal	361	0.6	-6.6	-16.8	-10.5	112.9	156.2
Gold	1,626	-0.5	-2.2	-4.3	-7.9	-11.1	-8.1
China HRC	3,740	0.4	-3.2	-7.2	-7.7	-21.2	-27.6

Contributors to VN Index





Stock Feeds

Companies News

1) OCB, Banking: SBV has approved Orient Commercial Joint Stock Bank to increase its charter capital up to VND 4,109 billion by issuing bonus shares to existing shareholders from equity. Previously, at the end of September, the Board of Directors of OCB also approved to increase charter capital by issuing bonus shares, at the rate of 30% for shareholders. The bank's charter capital is expected to increase from more than VND 13,698 billion to over VND 17,808 billion.

2) GAS, Utilities: GAS has completed the net profit target of 2022 after 9 months. Specifically, the net profit of GAS reached VND 11,726 billion (+72% YoY). In addition, the revenue of GAS in Q3 increased by 31% YoY to VND 24,329 billion.

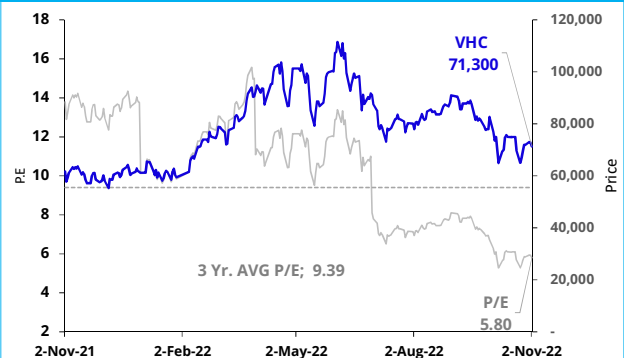
3) MWG, Retail: Mobile World Investment Joint Stock Company has just informed its shareholders regarding incorrect information on social networks about MWG's short-term investments. According to MWG, in the consolidated financial statements of the third quarter of 2022, the Company has an item "Short-term financial investment" with a value of VND 8,846 billion, including VND 7,235 billion as deposits at reputable banks without liquidity issues, and VND 1,611 billion are investments in short-term bonds. MWG said that short-term bonds are bonds with collateral and commitment to buy back from the guarantor under the contract.

4) HTN, Construction: BODs of Hung Thinh Incons Joint Stock Company have just announced the registration to buy a large amount of HTN shares to increase the ownership rate. Specifically, Mr. Cao Minh Hieu, Vice Chairman of the Board of Directors of the Company registered to buy 600,000 HTN shares. The transaction is expected to be carried out from November 4 to December 3, 2022. At the same time, Mr. Thieu Le Binh, a member of the Board of Directors of Hung Thinh Incons, registered to buy 400,000 shares of HTN.

Stock of the day

▶ Vinh Hoan Joint Stock Company – VHC

VHC, Fisheries: Vinh Hoan Joint Stock Company (VHC) has just announced its business results for the third quarter of 2022. Accordingly, in the last quarter, this seafood export giant achieved VND3,261 billion in net revenue, up 46.2% over the same period. Vinh Hoan's net profit reached VND 460 billion, an increase of 80% compared to the third quarter of 2021. Despite strong growth compared to the previous year's low base, Vinh Hoan recorded its lowest quarterly net profit since Q4 2021 in both absolute value and growth rate. In the third quarter of 2022. This is because sales from the United States (VHC's most important export market) fell 41% qoq, reflecting high inventories and persistent inflation.





Cashflow Trend

Cash flow between industry groups (VNDbn)

No	Sectors	% Liquidity Change AVG 1W	11/2/2022	11/3/2022	1W AVG	20 days Trend
1	Construction & Materials	18.0	288	433	367	
2	Travel & Leisure	1.0	51	33	33	
3	Personal & Household Goods	-1.6	115	122	124	
4	Utilities	-8.8	172	141	155	
5	Financial Services	-10.8	907	917	1,028	
6	Banks	-12.8	1,993	1,769	2,029	
7	Food & Beverage	-12.8	686	625	717	
8	Real Estate	-18.1	1,550	1,248	1,524	
9	Insurance	-18.5	51	50	61	
10	Technology	-18.7	90	62	76	
11	Automobiles & Parts	-24.0	40	42	55	
12	Industrial Goods & Services	-26.9	308	222	304	
13	Oil & Gas	-29.9	121	117	166	
14	Retail	-30.1	431	261	374	
15	Media	-34.5	0	1	1	
16	Chemicals	-43.7	880	339	602	
17	Basic Resources	-49.1	946	576	1,132	

Top 15 tickers in trading value 1 week

Ticker	Company name	Sectors	Performance				Trading Stats		Trend
			Close price	%1D	% 1W	%YTD	%Turnover Change	Turnover (VND bn)	
HCM	Ho Chi Minh Securities	Financial Services	21,100	1.0	11.9	-53.6	78.3	179.7	
VCG	Vinaconex Group	Construction & Materials	16,900	7.0	17.0	-64.0	71.6	136.5	
BAF	BAF Vietnam Agriculture	Food & Beverage	26,050	-7.0	-5.3	27.7	57.8	121.0	
NT2	Nhon Trach 2 Power	Utilities	23,950	-6.8	-10.0	-8.9	186.1	63.7	
HDC	Ba Ria - Vung Tau House Development	Real Estate	33,800	5.0	21.1	-55.5	41.0	136.3	
VCI	Viet Capital Securities	Financial Services	26,900	3.1	9.8	-52.0	20.4	204.4	
PDR	Phat Dat Real Estate	Real Estate	40,300	-3.6	-11.2	-42.3	45.8	92.4	
DBC	DABACO	Food & Beverage	16,000	0.6	2.6	-54.0	57.8	72.9	
EIB	Eximbank	Banks	35,000	2.8	-16.7	3.9	92.1	52.8	
STB	Sacombank	Banks	17,250	2.1	7.5	-45.2	8.1	335.8	
VIB	VIBBank	Banks	20,300	-1.9	2.0	-42.1	37.5	89.4	
HBC	Hoa Binh Construction Group	Construction & Materials	11,200	6.7	4.2	-60.4	74.0	40.3	
CKG	Kien Giang Construction	Real Estate	28,200	0.0	15.6	-17.1	43.7	49.6	
CIJ	Ho Chi Minh Infrastructure	Construction & Materials	16,250	1.9	2.8	-65.0	29.1	64.4	
TCM	Thanh Cong Textile Garment	Personal & Household Goods	44,000	0.6	-0.3	-22.4	98.0	26.2	

Top 10 tickers in Trading volume 1 week

Ticker	Company name	Sectors	Performance				Trading Stats		Trend
			Close price	%1D	% 1W	%YTD	%Volume Change	Volume (x1000)	
SKG	Superdong - Kien Giang Fast Ferry	Travel & Leisure	15,800	4.6	9.0	-9.5	10.8	15.80	
TNI	Thanh Nam Group	Basic Resources	3,640	6.7	31.9	-60.6	24.7	3.64	
TCM	Thanh Cong Textile Garment	Personal & Household Goods	44,000	0.6	-0.3	-22.4	1.2	44.00	
BFC	Binh Dien Fertilizer	Chemicals	17,000	2.4	-2.3	-48.0	-0.9	17.00	
PTC	Post and Telecom Construction	Construction & Materials	5,970	-0.5	-6.9	-72.3	-3.3	5.97	
NAF	Nafoods Group	Food & Beverage	8,880	-2.6	-7.9	-63.5	-7.0	8.88	
BWE	Binh Duong Water Environment	Utilities	43,600	-0.9	-2.8	1.6	-2.2	43.60	
NT2	Nhon Trach 2 Power	Utilities	23,950	-6.8	-10.0	-8.9	-8.3	23.95	
CMG	CMC Corporation	Technology	36,850	-4.2	-7.3	-7.9	-6.2	36.85	
EIB	Eximbank	Banks	35,000	2.8	-16.7	3.9	-8.8	35.00	

Foreign Investor Trading Activities (VNDbn)

Top Sell Tickers		Top Buy Tickers	
(54.52)	HPG	VHM	61.72
(17.86)	CTG	VNM	61.06
(17.22)	KBC	MSN	43.53
(11.02)	VIC	SSI	33.20
(10.10)	KDC	DGC	20.98
(7.85)	HDB	PVD	15.87
(5.90)	CTD	GAS	13.49
(5.04)	PHR	FRT	12.53
(4.98)	NT2	VCB	12.19
(3.83)	HDC	STB	11.06

SEOUL

Shinhan Investment Corp.
Shinhan Investment Tower
23-2, Youido-dong, Yongsongpo-gu,
Seoul, Korea 150-712
Tel : (82-2) 3772-2700, 2702
Fax : (82-2) 6671-7573

NEW YORK

Shinhan Investment America Inc.
1325 Avenue of the Americas Suite 702,
New York, NY 10019
Tel : (1-212) 397-4000
Fax : (1-212) 397-0032

HONG KONG

Shinhan Investment Asia Ltd.
Unit 7705 A, Level 77
International Commerce Centre
1 Austin Road West
Kowloon, Hong Kong
Tel : (852) 3713-5333
Fax : (852) 3713-5300

INDONESIA

PT Shinhan Sekuritas Indonesia
30th Floor, IFC 2, Jl. Jend. Sudirman Kav.
22-23, Jakarta, Indonesia
Tel : (62-21) 5140-1133
Fax : (62-21) 5140-1599

SHANGHAI

Shinhan Investment Corp.
Shanghai Representative Office
Room 104, Huaneng Union Mansion No.958,
Luijiazui Ring Road, PuDong, Shanghai, China
Tel : (86-21) 6888-9135/6
Fax : (86-21) 6888-9139

HO CHI MINH

Shinhan Securities Vietnam Co., Ltd.
22nd Floor, Centec Tower, 72-74 Nguyen Thi Minh Khai Street,
District 3, Ho Chi Minh City, Vietnam
Tel : (84-8) 6299-8000
Fax : (84-8) 6299-4232

HA NOI

Shinhan Securities Vietnam Co., Ltd
Hanoi Branch
2nd Floor, Leadvisors Building, No. 41A Ly Thai To, Ly Thai To
Ward, Hoan Kiem District, Hanoi, Vietnam
Tel : (84-8) 6299-8000



Compliance Notice

- Analyst Certification: We/I hereby certify the information and material presented in this report are accurate expressions of their views, and that we/I have not received internally or externally wrongful pressure to express such views.
- All opinions and estimates regarding the company and its securities are accurate representations of the covering analyst's judgments as of this date and may differ from actual results.
- This report is intended to provide information to assist investment decisions only and should not be used or considered an offer or the solicitation of an offer to sell or to buy any securities. Stock selection and final investment decisions should be made at the client's own discretion.

Distribution

- United States: This report is distributed in the U.S. by Shinhan Investment America, Inc., a member of FINRA/SIPC, and is only intended for major U.S. institutional investors as defined in Rule 15a-6(a)(2) under the U.S. Securities Exchange Act of 1934. All U.S. persons that receive this document by their acceptance thereof represent and warrant that they are a major U.S. institutional investor and have not received this report under any express or implied understanding that they will direct commission income to Shinhan Investment Corp. or its affiliates. Pursuant to Rule 15a-6(a)(3), any U.S. recipient of this document wishing to affect a transaction in any securities discussed herein should contact and place orders with Shinhan Investment America, Inc., which accepts responsibility for the contents of this report in the U.S. The securities described in this report may not have been registered under the U.S. Securities Act of 1933, as amended, and, in such case, may not be offered or sold in the U.S. or to U.S. person absent registration or an applicable exemption from the registration requirement.
- All Other Jurisdictions: Customers in all other countries who wish to affect a transaction in any securities referenced in this report should contact Shinhan or its affiliates only if distribution to or use by such customer of this report would not violate applicable laws and regulations and not subject Shinhan and its