






# MARKET RADAR

## RESEARCH CENTER



Thursday, 2 December 2021

### BASIC INDICES

(Unit: %)	Price	1D	1M	3M	YTD	1Yr.
VNINDEX	1,482.05	-0.21	2.99	11.0	34.3	
VN30	1,540.88	-0.58	1.59	8.0	43.9	
HNXINDEX	458.23	0.53	10.27	33.4	125.6	
HNX30	762.31	0.91	14.04	33.9	135.7	
UpCom	114.55	-0.03	8.12	33.9	53.9	







### MARKET LIQUIDITY

(VNDbn, mn shares)














	Price	1D	1M	3M	YTD	1Yr.
Turnover	23,002	0.0	-22.0	19.7	1,024.7	
Volume	763	0.0	-22.6	23.5	471.7	

### KEY RATES

(% p.a, bps)

	Price	1D	1M	3M	YTD	1Yr.
O/N	0.600	2.40	0.0	2.6	51.4	
VN 10Y	2.118	-1.80	-5.8	2.5	-46.1	
CN 10Y	2.890	1.50	-4.9	7.2	-24.9	
IND 10Y	6.200	6.80	12.2	13.0	33.9	
TH 10Y	1.897	0.21	-4.6	18.5	44.1	
US T10	1.434	2.17	-7.8	10.9	57.0	

### CURRENCIES & COMMODITIES

	Price	1D	1M	3M	YTD	1Yr.
Dollar Index	95.96	-0.07	2.22	3.80	6.70	
USD/VND	22,727	0.07	-0.11	-0.16	-1.61	
EUR/USD	1.13	0.09	-2.38	-4.30	-7.25	
USD/JPY	113.04	0.23	-0.84	2.75	9.48	
USD/CNY	6.38	0.11	-0.35	-1.31	-2.33	
USD/KRW	1,176.50	-0.22	0.00	1.66	8.30	
WTI	67.03	0.0	-20.2	-2.3	38.1	
Coal	156.00	-0.9	7.6	-10.7	93.8	
Gold	1,775.77	-0.3	-1.0	-2.1	-6.5	
Iron ore	103.17	0.0	0.6	-27.9	-21.1	
China HRC	4,760	0.2	-11.7	-16.5	4.0	
Corn	575	0.6	-0.6	11.6	18.9	
BDI	3,047	0.0	-11.1	-24.1	123.1	

### Market Trends: The tide recedes

- ◆ Vietnam stock market was quite bleak on Thursday session. The liquidity continued to fall and VN Index could not save the green.
- ◆ At the end, VN Index dropped -3.14 points, equivalent to -0.21% and closed at 1,482.05. Liquidity continued to drop deeper when the trading value fell to VND 23,002 billion, or 763 million shares traded. Foreign investors kept net selling with a net value of VND-737 billion.
- ◆ VPB (-2.37%), VHM (-0.72%) and TCB (-1.34%) were the factors that had the most negative influence on the index. Meanwhile, VIC (+1.13%), MSN (+1.4%), and SAB (+1.6%) acted as the main support for VN Index.
- ◆ Besides low liquidity, the main factor causing the market to reverse came from banking stocks 's strong selling pressure in the afternoon session. Some notable stocks such as MBB (-1.36%), STB (-2.01%), HDB (-1.56%).
- ◆ Technically, VN-Index continued to maintain its accumulation progress with a slight drop on the background of lower liquidity. The MACD is still below the signal line, the RSI is pointing up the short-term downward trendline. If the indicator can break above this line, the bearish divergence will be rejected. In general, VN Index is forming a pennant pattern, creating momentum for the next uptrend.

### Featuring events/news

- ◆ Novaland mobilizes 1,000 billion bonds for the project in Dong Nai
- ◆ Hoa Phat starts to build a 14-hectare household goods factory

## NEWS & COMMENTS

### Real Estate

Vu Nguyen

vu.nva@shinhan.com

#### 1) Novaland mobilizes 1,000 billion bonds for the project in Dong Nai

No Va Real Estate Investment Group JSC (Ticker: NVL) has just announced the bond issuance results on September 1.

Specifically, the company has issued VND 1,000 billion of bonds to 43 domestic investors (including 4 institutional investors and 39 individual investors). These bonds have a term of two years and a fixed rate of 10.5% per annum.

The proceeds from the issuance will be used by Novaland to contribute capital, cooperate in investment, and develop the urban area project at Cu Lao Phuoc Hung commune, Tam Phuoc ward, Bien Hoa city, Dong Nai province (brand name). commercial is the Phoenix Island project).

### Materials

Sang Nguyen

sang.nm@shinhan.com

#### 2) Hoa Phat starts to build a 14-hectare household goods factory

On November 30, Hoa Phat Household Appliances Joint Stock Company kicked off the construction of the first household goods factory in Hoa Mac Industrial Park, Ha Nam province. According to the plan, the factory will complete construction in about 5 months.

Hoa Phat Group (Ticker: HPG) said that the factory covers an area of more than 14 hectares, products include air coolers, water purifiers and air purifiers. Estimated capacity is about 1 million products/year.

## Compliance Notice

- ◆ Analyst Certification: We/I hereby certify the information and material presented in this report are accurate expressions of their views, and that we/I have not received internally or externally wrongful pressure to express such views.
- ◆ All opinions and estimates regarding the company and its securities are accurate representations of the covering analyst's judgments as of this date, and may differ from actual results.
- ◆ This report is intended to provide information to assist investment decisions only and should not be used or considered an offer or the solicitation of an offer to sell or to buy any securities. Stock selection and final investment decisions should be made at the client's own discretion.
- ◆ This report is distributed to our clients only, and any unauthorized use, duplication, or redistribution of this report is strictly prohibited.

## Distribution

- ◆ United States: This report is distributed in the U.S. by Shinhan Investment America, Inc., a member of FINRA/SIPC, and is only intended for major U.S. institutional investors as defined in Rule 15a-6(a)(2) under the U.S. Securities Exchange Act of 1934. All U.S. persons that receive this document by their acceptance thereof represent and warrant that they are a major U.S. institutional investor and have not received this report under any express or implied understanding that they will direct commission income to Shinhan Investment Corp. or its affiliates. Pursuant to Rule 15a-6(a)(3), any U.S. recipient of this document wishing to effect a transaction in any securities discussed herein should contact and place orders with Shinhan Investment America, Inc., which accepts responsibility for the contents of this report in the U.S. The securities described in this report may not have been registered under the U.S. Securities Act of 1933, as amended, and, in such case, may not be offered or sold in the U.S. or to U.S. person absent registration or an applicable exemption from the registration requirement.
- ◆ All Other Jurisdictions: Customers in all other countries who wish to effect a transaction in any securities referenced in this report should contact Shinhan or its affiliates only if distribution to or use by such customer of this report would not violate applicable laws and regulations and not subject Shinhan and its affiliates to any registration or licensing requirement within such jurisdiction.